




FSA INFORMATIONAL SESSION

4th Grade Team

What are the Florida Standards and Florida Standards Assessment?

The Florida Standards in English Language Arts (ELA) and Mathematics were approved by the Florida State Board of Education (SBOE) in February 2014 and were fully implemented in grades K–12 in the 2014–2015 school year.



All Florida schools teach the Florida Standards. The Florida Standards Assessments (FSA) provide parents and families, teachers, policy makers and the general public with information regarding how well students are learning the Florida Standards.

How do the Florida Standards benefit my student?

- The Florida Standards, adopted by the State Board of Education in February 2014 after unprecedented public input and review, prepare Florida students for success in college, career and life by emphasizing analytical thinking.
- The Florida Standards Assessments provide a more authentic assessment of the Florida Standards because they include more than multiple-choice questions. Students are asked to create graphs, interact with test content and write and respond in different ways than required on traditional tests. Question types assess students' higher-order thinking skills in keeping with the higher expectations of the Florida Standards.
- Students, educators, parents and families can preview samples of question types by accessing practice tests that are available in the FSA Portal.

Achievement Levels and FSA Scale Scores

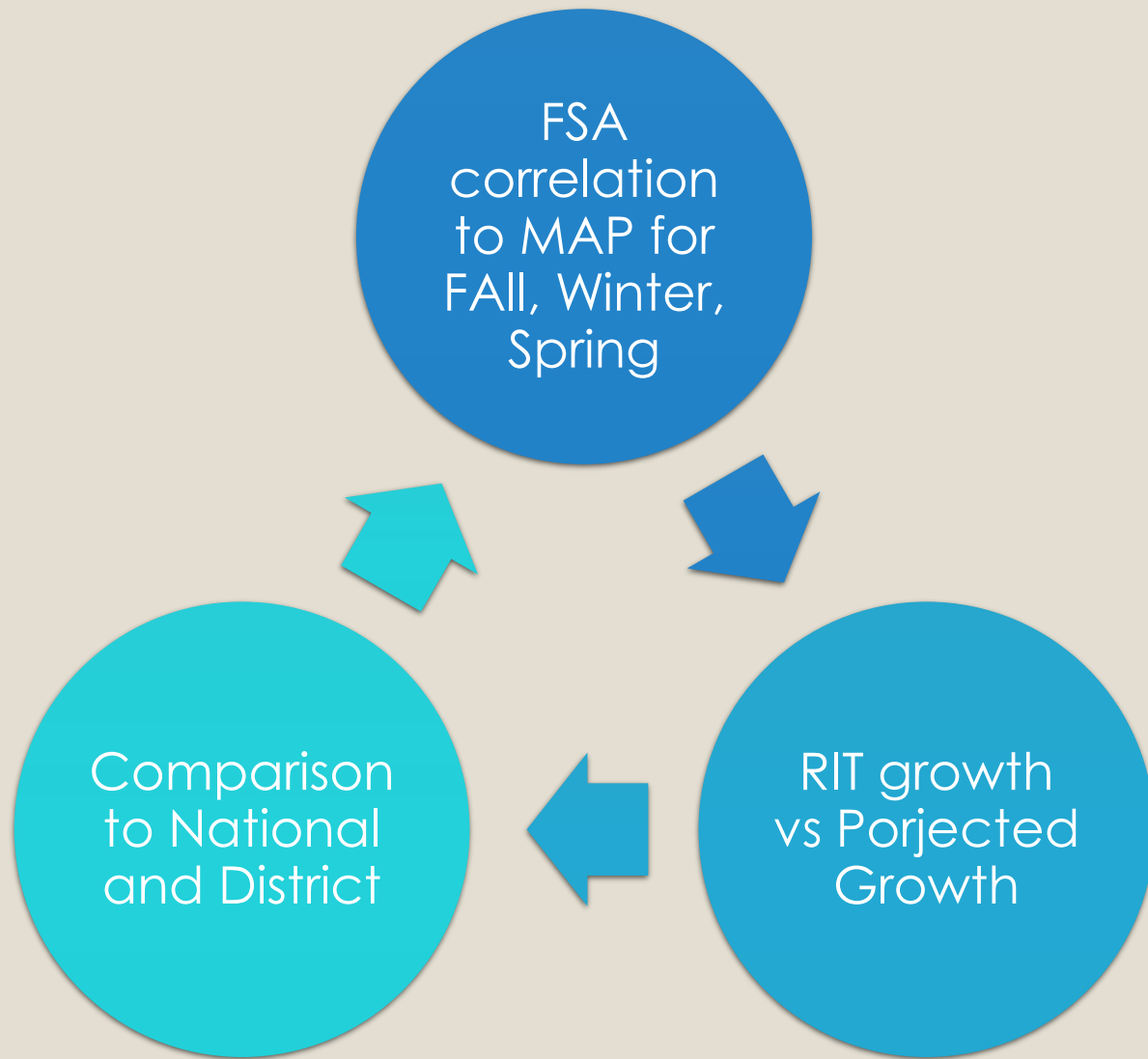
Student performance on Florida's statewide assessments is categorized into five achievement levels. Table 1 provides information regarding student performance at each achievement level; this information is provided on student reports so that students, parents, and educators may interpret student results in a meaningful way.

Table 1. Achievement Levels



Level 1	Level 2	Level 3	Level 4	Level 5
Inadequate: Highly likely to need substantial support for the next grade	Below Satisfactory: Likely to need substantial support for the next grade	Satisfactory: May need additional support for the next grade	Proficient: Likely to excel in the next grade	Mastery: Highly likely to excel in the next grade

HOW ARE
THE FSA
TESTS
SCORED?



MAP Correlation to FSA

FSA ELA – Reading (Grades 3-5)

- 2 days of 80-minute sessions
- 56-66 items over the two sessions
 - Grades 4: Paper-based
- Students will read texts and answer questions using details and information from them.
 - Multiple-choice
 - Multiple-response questions (one or more correct answers for the same question)
 - Open-response (respond in writing)
 - HOT-text (select words or phrases from the passage that supports an answer)



FSA ELA - Reading Example

This question has two parts. First, answer Part A. Then, answer Part B.

Part A

Which sentence describes the man's feelings at the end of Passage 2?

- Ⓐ He is pleased with his decision.
- Ⓑ He is excited to be traveling for his work.
- Ⓒ He is angry that he has to go to the market.
- Ⓓ He is unhappy about his choices in the story.

Part B

What happens in the passage because of the man's feelings in Part A?

- Ⓐ The man has nothing to sell at the market.
- Ⓑ The man arrives at the market well-rested.
- Ⓒ The man's cheeses get to the market on time.
- Ⓓ The man's cheeses become famous in the town.

FSA Math (Grades 3-5)

2 days of 80-minute sessions



56-66 items over the two sessions



Response Items

Multiple-choice

Written response (explain the answer in writing)

Equation response (example: $2+2=4$)


Multiple-response questions (one or more correct answers for the same question)

Jasmine has $\frac{3}{4}$ cup of flour in a mixing bowl.

After adding more flour to the mixing bowl, Jasmine says that she now has $\frac{5}{8}$ cup of flour.

Which of the following explains why Jasmine's statement is incorrect?

- Ⓐ 5 is not a multiple of 3.
- Ⓑ 3 is less than 5.
- Ⓒ $\frac{5}{8}$ is less than $\frac{3}{4}$.
- Ⓓ $\frac{5}{8}$ is not a multiple of $\frac{3}{4}$.



FSA MATH EXAMPLE



FSA WRITING

Tuesday, April 2, 2019

FSA Specs: Text-based writing stimulus & Prompt guidelines writing prompt specs

- **Text-Based Writing Stimulus and Prompt Guidelines**
- The stimulus will consist of two to four texts. The approximate combined word count of the text sets is listed in the table below.

Grade Level	Minimum Word Count	Maximum Word Count
4/5	800	1300

Write an informative essay in which you describe Florida's involvement in the Civil War. Use information from the passages in your essay.

FSA
Writing
Informative
Prompt

The passages you read were about bike sharing. Write an essay in which you give your opinion about whether or not a bike sharing program would work in your community. Use information from the sources in your essay.

FSA
Writing
Opinion
Prompt

FSA Writing Scoring Rubric

Purpose, Focus, and Organization (4 points possible)	Evidence and Elaboration (4 points possible)	Conventions of Standard English (2 points possible)
4 out of 4 possible points. The response is fully sustained and consistently focused within the purpose, audience, and task; it has a clearly stated controlling idea/opinion and effective organizational structure creating coherence and completeness.	3 out of 4 possible points. The response provides adequate support/evidence for the controlling idea/writer's opinion that includes the use of sources, facts, and details.	1 out of 2 possible points. The response demonstrates a partial command of basic conventions. The response may include various errors in usage and inconsistent use of correct punctuation, capitalization, sentence formation, and spelling.

More detailed information may be found in the ELA Writing [scoring samplers and rubrics](#) on the FSA Portal.

FSA Writing Fifth Grade
1 session for 120 minutes



How Are We Helping Your Child?

- Rigorous classroom lessons and activities
- Classroom assessments based on the types of questions students will see on the FSA
- Requiring students to explain and defend their reasoning
- ISTATION
- Personalized Learning
- Extended Learning Program/Afterschool Enrichment

How can I support my student?

- Stay involved and connected!
 - ✓ Communicate with your child's teacher regularly about his/her progress.
 - ✓ Be sure homework assignments are completed nightly.
 - ✓ Ask for ideas to help support learning at home.
- Ask your child to tell you about the books he/she is reading or the math concepts he/she is learning. Use the words WHY, PROOF and EVIDENCE often. Talk about vocabulary words.
- Offer positive support to your child.
 - ✓ A positive frame of mind will have a positive effect with learning.
 - ✓ Encourage your child to do his or her best on all homework, classwork and tests.
- Take advantage of online resources, particularly the PLP (on Clever) and the FSA Portal Student and Family page.

How can I support my student on test days?

- Encourage your child to RELAX and do his/her best.
- Be at school every day and **on time!!**
 - If you must make a doctor's appointment, please make it for a non-testing day.
 - Make-up tests are offered but students generally perform better with their regular group.
- Be sure your child is well rested all testing days.
 - Try to reorganize after-school activities so that your child is attentive and has the energy to perform to his/her best ability on FSA.
- Eat a good breakfast on mornings of tests.
- If your child wears a hearing aid or glasses, be sure he/she remembers to use them during all testing sessions.

Can my student practice taking the test?

Prior to administering each computer-based assessment, test administrators conduct a practice test that contains sample test items to prepare students for the item types, tools, and online interface they will encounter during testing. Practice tests are available in the FSA Portal for students to practice on their own. Parent and students may access the FSA Practice tests using the link below:



<http://fsassessments.org/students-and-families/practice-tests/>

Can I ask my student about the test after he or she has finished?

We encourage parents and families to ask how their child's day went and continue to promote student success by offering positive support and feedback. Because the content of statewide assessments is secure, students are asked not to talk about the test questions, passages, or their responses. Students are asked to sign a Testing Rules Acknowledgement, which states: "Because the content in all statewide assessments is secure, you may not reveal details about the writing prompt or passages to anyone. This includes any type of electronic communication, such as texting, emailing, or posting online, for example, on websites like Facebook, Twitter or Instagram." While students may not share information about secure test content after testing, this policy is not intended to prevent students from discussing their testing experiences with their parents and families.

Scores for the 2018–2019 assessments will be released during the summer of 2019. Parents/families will receive a paper score report after scores are distributed to the districts. Districts will report scores to schools and students and will notify parents/families. Paper score reports will include an overall score for each subject of the test, an achievement level, a percentile rank for comparison to other similar students in Florida, and more specific content-area scores on the material assessed within each subject.

When will I know how my student performed on the assessment?



4TH GRADE ROCKSTARS!!!!

Thank you for joining us :-)